


# Goodbyes are Hard



A Booklet about Military Separations for Six Through Eight Year Olds



## **Goodbyes are Hard**

### **A Booklet About Military Separations For Six Through Eight Year Olds**

This edition of MY GOODBYE BOOK has been edited and altered for use in New Zealand following the feedback provided by New Zealand Military families who trialled the booklets. Thank you to those who provided us with your valuable comments and ideas.

MY GOODBYE BOOK is one of a series of four booklets about military separations for children and young people. These booklets were written as a part of Operation R.E.A.D.Y., under an agreement between the Extension Service of the U.S. Department of Agriculture and the United States Army Community and Family Support Centre, Department of Army.

All four booklets were developed with the help of active Army, Army National Guard and Army Reserve families and Family Support Personnel. We sincerely thank all those who helped produce these publications.

By Jo Knox, Ph.D., and Dorothea Cudaback, Ph.D.  
University of California Cooperative Extension.

Artist: Lisa Krieshok.

February 1993.

Published by:  
Headquarters Joint Forces New Zealand  
2 Seddul Bahr Road  
UPPER HUTT

© Copyright New Zealand Defence Force 2002

All rights reserved.

No part of this publication may be adapted, modified, reproduced, copied or transmitted in any form or by any means including written, electronic, mechanical, reprographic, photocopying or recording means without the prior written permission of the copyright owner except in accordance with the provisions of the Copyright Act 1994. Applications for the copyright owner's written permission to copy or reproduce any part of this publication should be addressed to the publisher.

**WARNING:** The doing of any unauthorised act in relation to a copyright work may result in both a civil claim for damages and criminal prosecution.

---

---

A Message To Parents,

This booklet is written to help your children understand and cope with military separations. Unfortunately no one booklet will fit all families so please feel free to pick and choose those ideas and activities that are helpful to you and your specific situation.

Guide your child through it:

- ❖ Read it with your child
- ❖ Choose activities to do together
- ❖ Use it as a starting point for separation discussions and activities.

We hope this booklet will help in some way, and wish you a smooth separation and happy reunion.

---

---

**Hi Kids!!**

My name is Josh. I'm almost 8. I have a little brother, Danny and a rabbit named Buck. My Mother is in the Airforce and my Father is in the Army. My Mother and Father have to go away a lot to do their jobs. I am proud of them because their jobs are important.

I wrote this book to tell you about some of the neat things we do in our family when my parents have to go away to work. There are some puzzles and things to make in this book too.

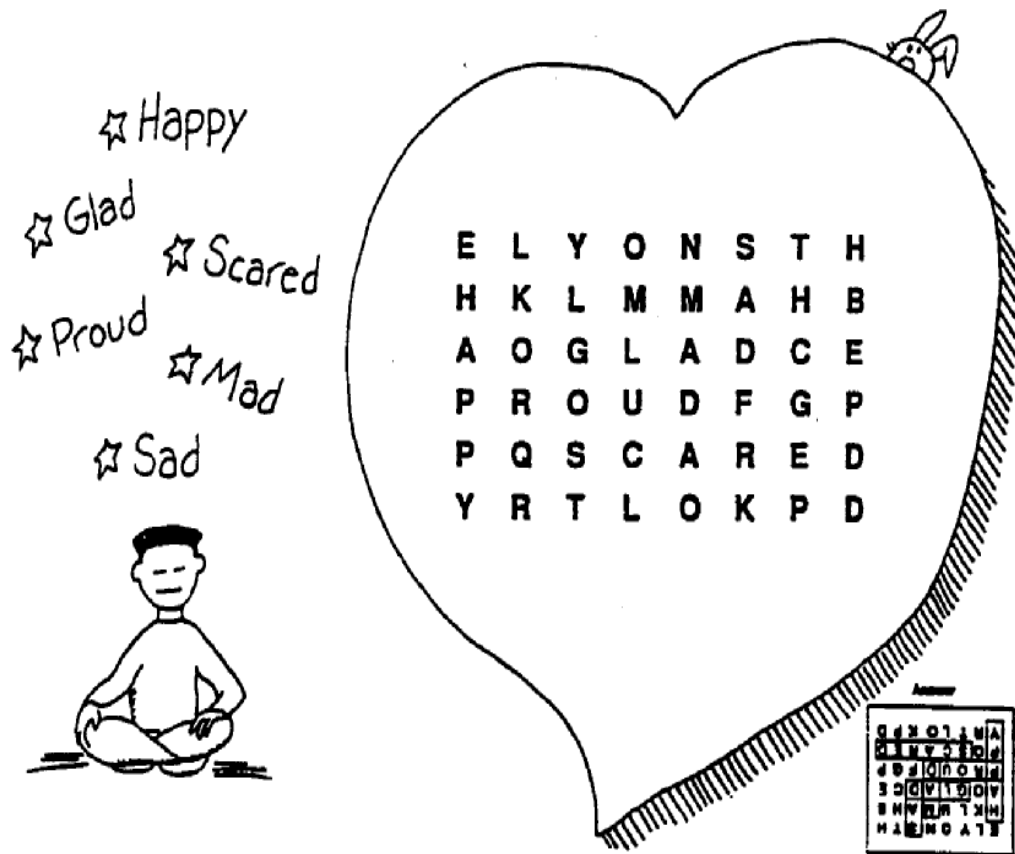


# Feelings

When one of my parents goes away I have all kinds of feelings. Everyone has sad feelings, even some happy feelings. Everyone has feelings about separations, even grown-ups.

When we know we will be separated, my parents and I talk about our feelings. This feels good.

Here are some of the feelings kids have when one of their parents is going to go away.



Look down and across to find and circle these feeling words.

Colour in those circled feelings you have and then talk about them with your parents or someone else you trust.

---

## GETTING THE FACTS

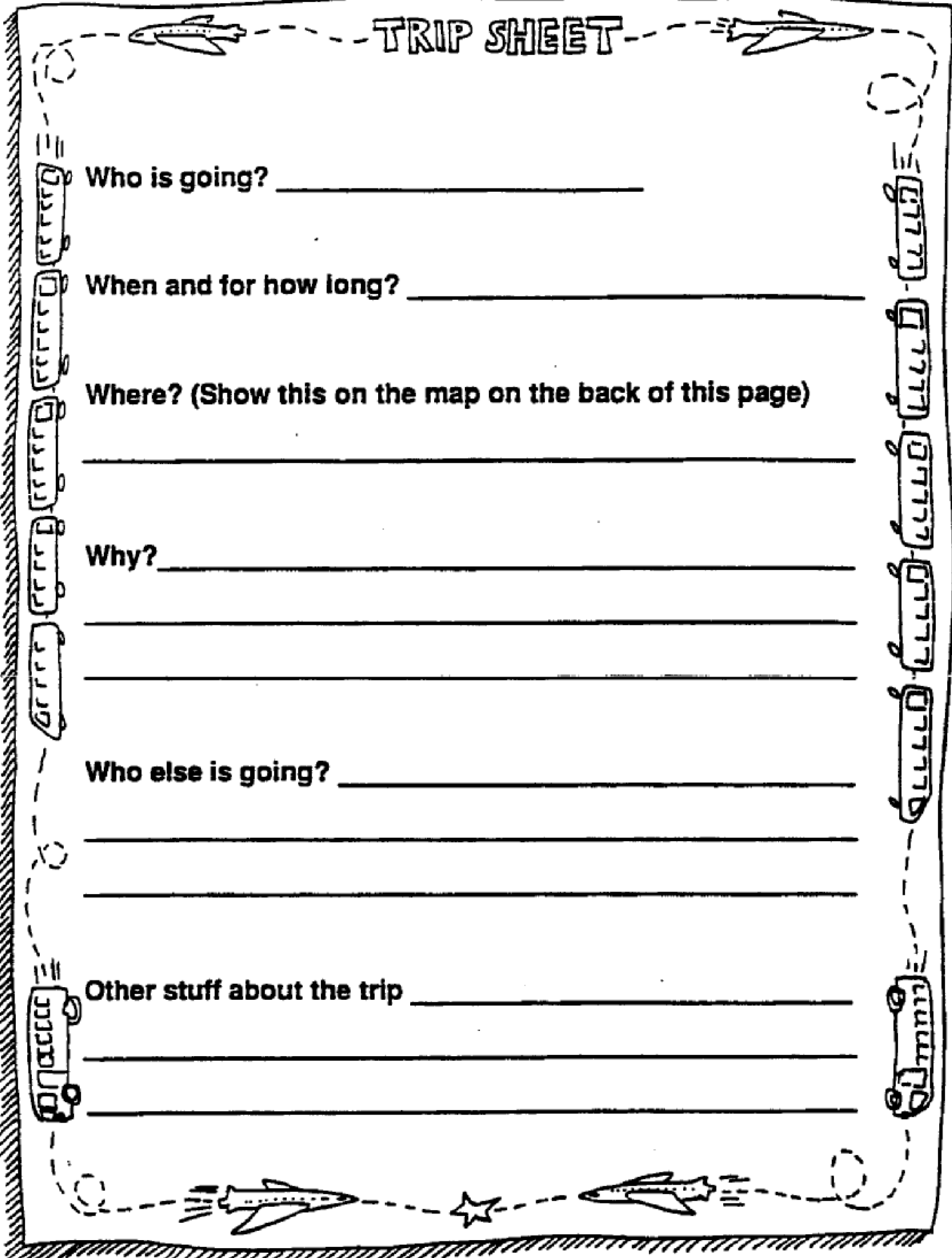
Before separations, I ask a lot of "W" questions.

Sometimes my parents don't know all the answers to these questions but I feel lots better knowing as much as I can.

On the next page is a trip sheet you can fill in when your parent goes away. There is a space on the page after that where you can draw (or trace from an Atlas), the country that your Mum or Dad is going to. You could also mark it on the world map that has been drawn.

WHEN will my parent leave?  
WHERE is my parent going and what will it be like there?  
WHAT will my parent do there?  
WHY is my parent going away?  
WILL my parent be safe?  
WHO else will be going?





# TRIP SHEET

Who is going? \_\_\_\_\_

When and for how long? \_\_\_\_\_

Where? (Show this on the map on the back of this page)

\_\_\_\_\_

Why? \_\_\_\_\_

\_\_\_\_\_

\_\_\_\_\_

Who else is going? \_\_\_\_\_

\_\_\_\_\_

\_\_\_\_\_

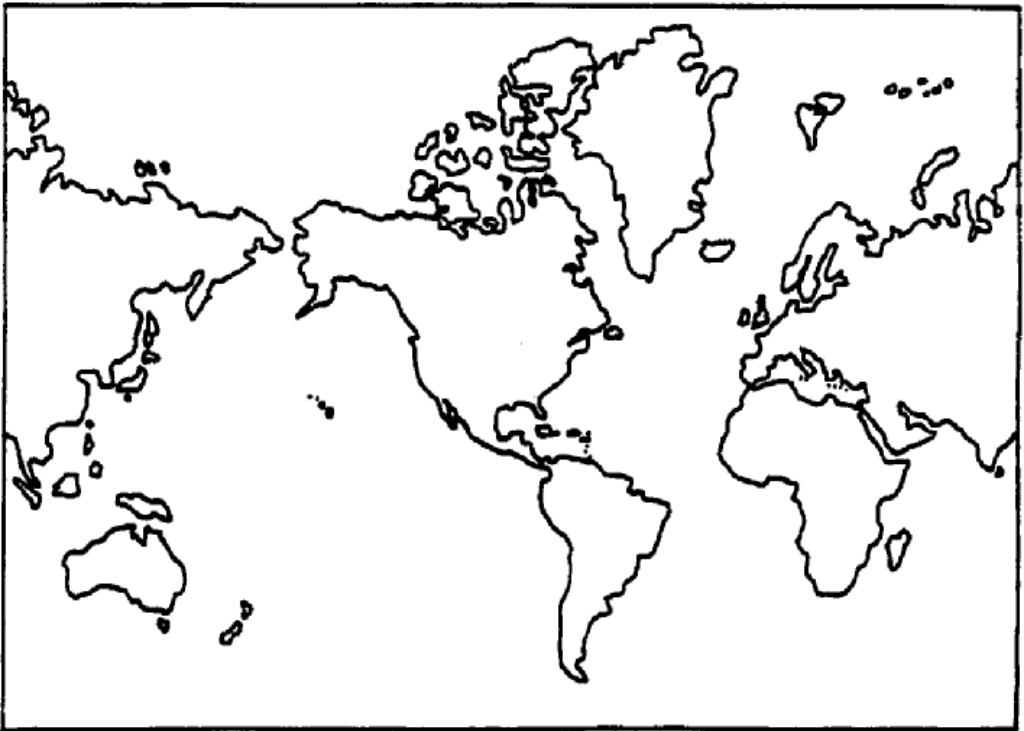

Other stuff about the trip \_\_\_\_\_

\_\_\_\_\_

\_\_\_\_\_

---

WHERE?





# PLANNING

Before Mum or Dad go away we have a trip planning talk. I like these talks. Here are some of the things I asked about once before Mum left.

What are the things that you would like to talk to your parents about before their trips?

? <u>Josh's Questions</u> ?	? <u>Your Questions</u> ?
<ul style="list-style-type: none"><li>♥ Will we all go to see Mum leave?</li><li>♥ Will Mum write to me a lot?</li><li>♥ Who will take care of me if Dad has to go away too?</li><li>♥ Will I have more jobs to do at home?</li><li>♥ What will I do if I get really lonesome or scared?</li></ul>	<ul style="list-style-type: none"><li>★ _____</li><li>_____</li><li>★ _____</li><li>_____</li><li>★ _____</li><li>_____</li><li>★ _____</li><li>_____</li></ul>




---

## FAMILY TIME

Just before going away, my parent who is leaving spends time alone with me and with Danny. These are good times. We also do something special as a family, like go to the zoo or have a party or barbecue.

To find out what we did just before Dad went away once, colour the shapes that have a number 8 inside them.




---

# TRIP COLLECTIONS

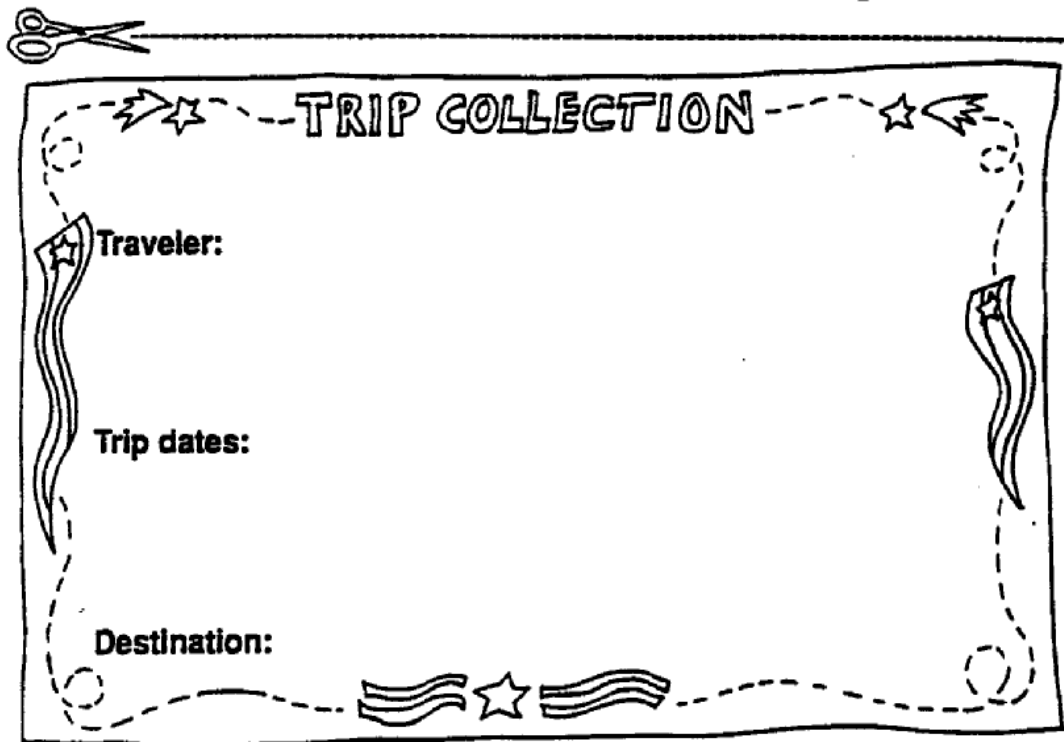
When one of my parents goes away I make a collection of trip things. I put them on my wall, or in a box, or in a scrapbook.


Dad and Mum like sending me things for my trip collections. I'm going to keep my trip collections forever.



Here is a label that you can cut out and colour for a trip collection.

---





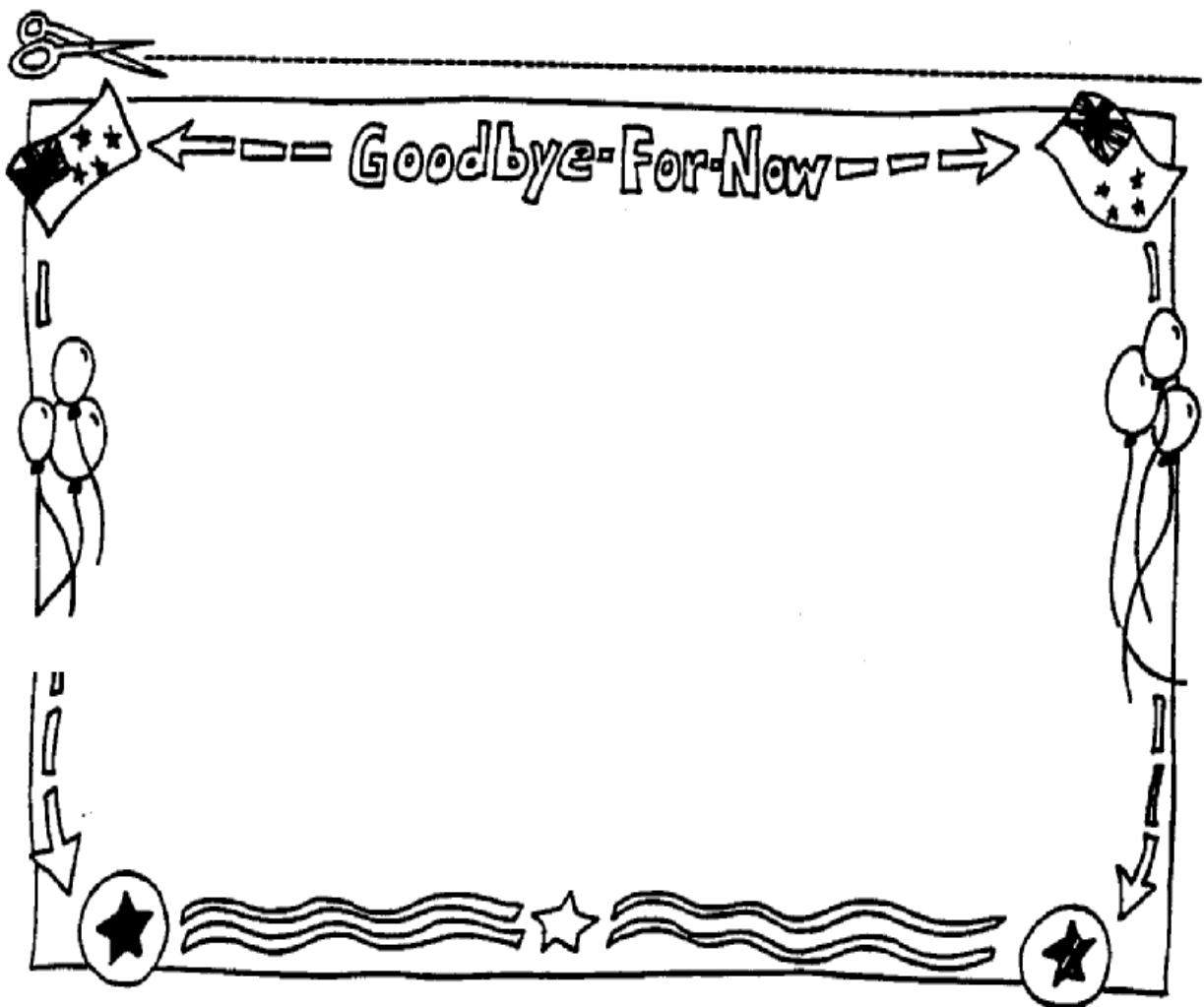
---

# GOODBYE SURPRISES

Before Mum or Dad leaves, if we have time, we make goodbye surprises for each other. Once Mum made us a tape of stories to listen to while she was away. She even sang a song for us on the tape. Once Dad left me a little book of photographs of our family. I liked looking at that book while he was gone. That was great!

I like to draw my parents surprise Goodbye-For-Now pictures. Sometimes I write letters to them on the back. My Mum and Dad have saved all my Goodbye-For-Now pictures and letters, even the really silly ones I did when I was little.

You can make a Goodbye-For-Now picture here for your parent who is leaving. You can use the back for a goodbye note.




---

# WE SAY GOODBYE

We all go together to say goodbye. We are excited and sad at the same time. Sometimes we cry a little and sometimes we cry a lot. Some times we cry on the way back home.

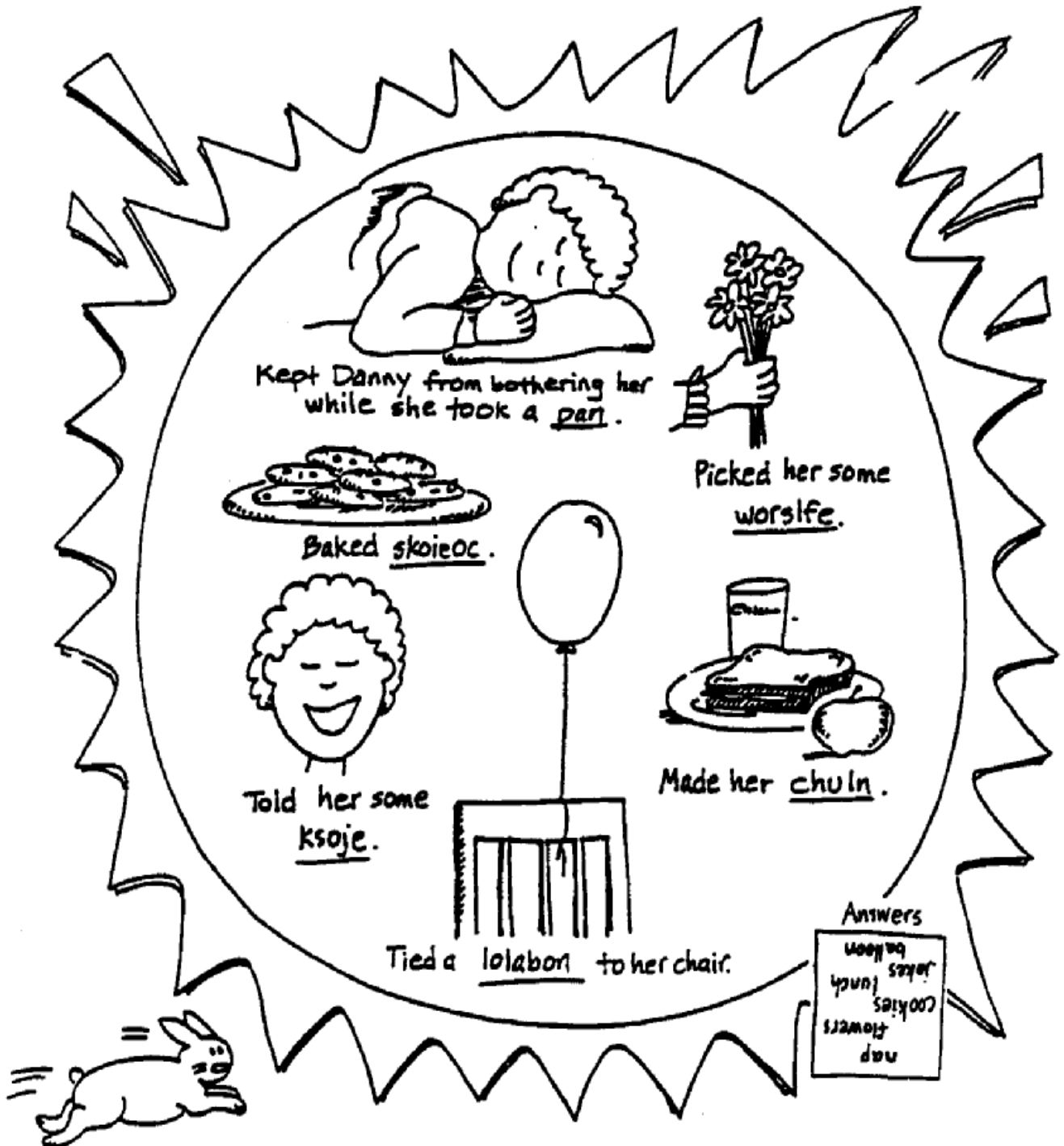
This is a picture of families saying goodbye. Can you find our family? Can you find Buck Bunny and me?





# I CHEER UP MY AT-HOME PARENT

I feel better when I try to cheer up my at-home parent. Here are some of the things that I did to cheer Mum up last time Dad went away. You can find out what they were by the pictures and by unscrambling the letters.







---

# THINGS WE SEND

We like to send things to each other when we are apart. Here are some things I have sent my parents when they were away.

Can you find these things hidden in the picture on the next page?



THINGS WE SEND



# A QUICK LETTER

Here is a quick letter you can send to your parent. On the back you can paste pictures from the newspaper or a magazine to tell about your week.



1 2 3 4 Date \_\_\_\_\_

My Week 5 6 7

Dear \_\_\_\_\_

This is what happened to me this week:

♥ I did this new thing: \_\_\_\_\_

🍷 I had this great meal: \_\_\_\_\_

☆ This funny thing happened: \_\_\_\_\_

\_\_\_\_\_

I miss you. I Love You,

\_\_\_\_\_



My Week

---

---


---

# GOOD TIMES CARDS

When we are apart, my parents and I trade good time cards. Here are the good times cards that my Dad and I sent to each other once when he was away. The three cards on this page are the ones that I sent him. The three cards on the next page are the ones he sent to me.

You can make your own good times cards. Make up your own card or use the pattern on the bottom of this page. Keep 10 or 12 cards for yourself and send your parent 10 to 12 cards. Then both of you fill them out and send them to each other about once a week.

I put the good times cards my Dad sent me in my trip scrapbook. Mum and Dad have kept all the good times cards I sent them.



Copy +  
Cut  
Out →





These are  
my cards  
from Dad



---

# WHEN PARENTS COME HOME

Homecomings are fun and exciting. It's good to see our parents again. Homecomings can be hard too.

Here are some worries I have had when Mum or Dad are coming home:

- ★ Will they like being at home?
- ★ Could they have changed too much?
- ★ Will they still want to do fun things with me?
- ★ What if they get mad because I wasn't good all the time?
- ★ Can we still get along together?
- ★ Will they like the way I've changed?
- ★ Will they make tougher family rules?



Lots of kids have these worries. Mum and Dad worry about coming home, too. When we get together we talk about our worries and that helps us work things out.

---

---

# SOME THING KIDS CAN DO TO MAKE HOMECOMINGS BETTER

## SOME THINGS KIDS CAN DO TO MAKE HOMECOMINGS BETTER

Help get ready for the homecoming.

Take it slow. You have all changed. It takes time to get used to being together again.

Give your parents time to be together.

Give your returning parents time to be alone.

Don't worry if your returning parents are sometimes tired or grumpy.

returning parents you love them and are proud of them.



Goodbyes are hard, and Reunions can be a little scary, But you can handle them both.



WTTA.

WTTA.



